













## Key Figures

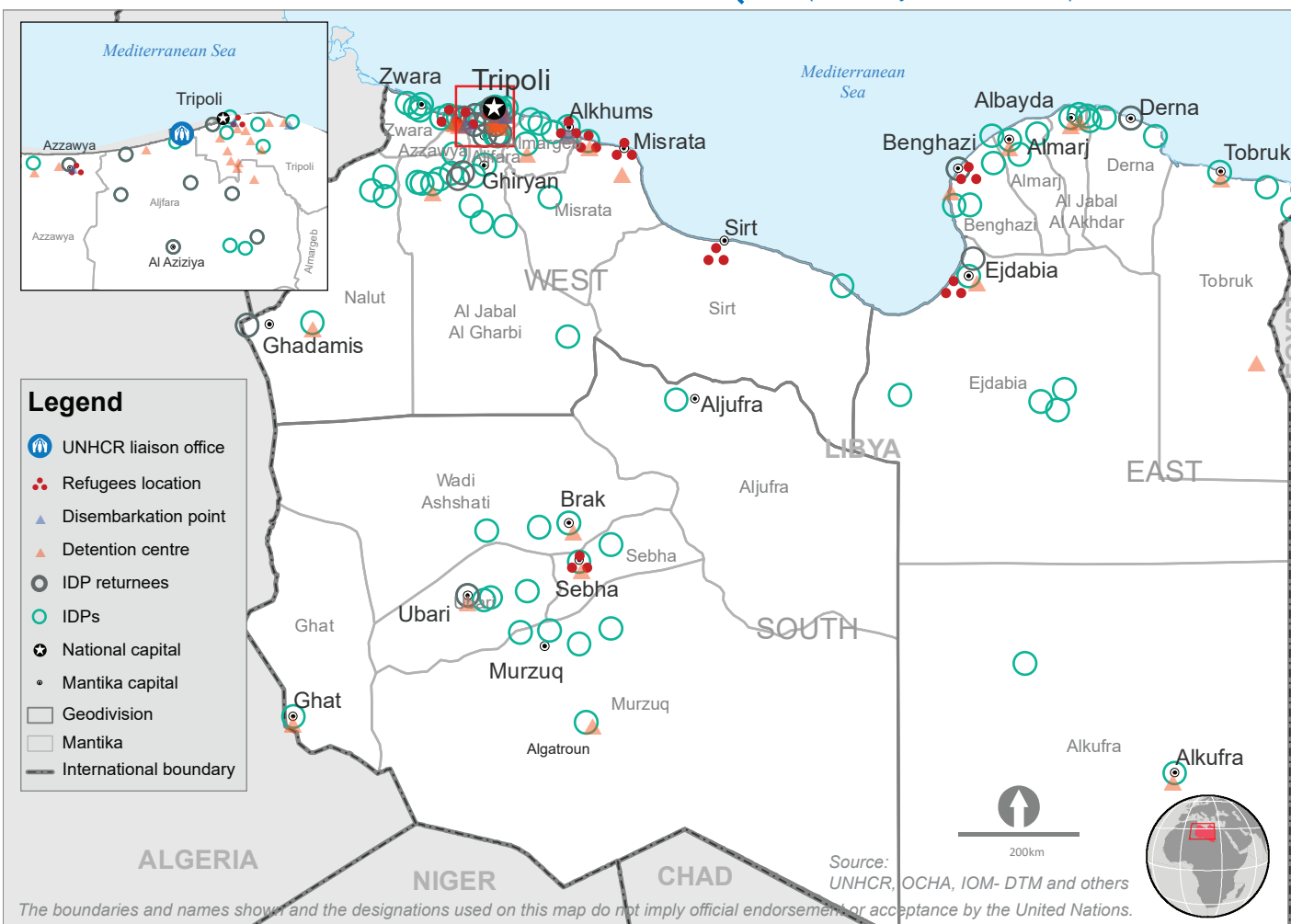
-  **560,728** people of concern
-  **45,129** registered refugees & asylum seekers
-  **180,937\*** internally displaced persons
-  **334,662\*** IDP returnees

## UNHCR Coordinated Sectors

-  **Protection Sector**
-  **Shelter & NFI Sector**
-  **Cash & Markets Working Group**
-  **Mixed Migration Working Group**  
(Co-led by UNHCR & IOM)

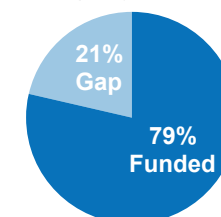
## Key Achievements in 2017-18

-  **36,987** medical consultations (**1,449** in 2018)
-  **113,432** IDPs and refugees received core relief items
-  **3,373** IDP and refugee households received cash assistance (**56** in 2018)
-  **6,614** individuals registered
-  **5,665** rescue kits and **3,013** medical consultations provided at disembarkation points (**338** and **57** in 2018)
-  **1,119** monitoring visits to **35** detention centres (**39** visits in 2018)
-  **1,428** detained refugees/asylum seekers released
-  **763** refugees and asylum seekers reached with solutions: **374** resettlement submissions and **389** individuals evacuated from Libya (**162** to Italy and **227** to Niger)



## UNHCR Funding Requirements

 **USD 77.2 million**  
required in 2017 for Libya  
emergency response



\* IOM-DTM