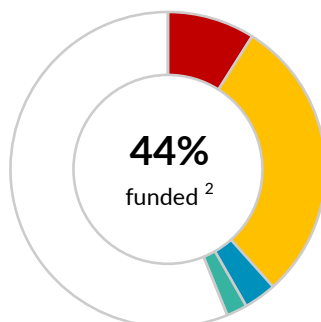
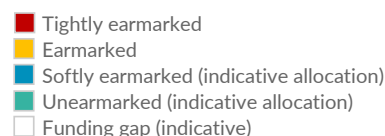


\$522.1 million

 UNHCR's financial requirements 2018 ¹

SOMALIA SITUATION

as of 5 November 2018


CONTRIBUTIONS ³ | USD

	■ Unearmarked	■ Softly earmarked	■ Earmarked	■ Tightly earmarked	Total
United States of America	-	-	46,100,000	-	46,100,000
European Union	-	-	-	11,561,302	11,561,302
Kuwait	-	-	-	9,906,542	9,906,542
Qatar Charity	-	-	-	9,630,000	9,630,000
Germany	-	7,100,612	1,169,591	-	8,270,202
Saudi Arabia	-	-	7,425,000	-	7,425,000
United Arab Emirates	-	-	7,425,000	-	7,425,000
Japan	-	941,708	-	5,908,473	6,850,181
IKEA Foundation	-	-	-	4,094,040	4,094,040
United Kingdom	-	-	-	2,677,877	2,677,877
Country-Based Pooled Funds	-	-	-	2,403,501	2,403,501
Sweden	-	-	1,269,036	136,563	1,405,599
France	-	-	1,361,440	-	1,361,440
UN-Habitat	-	-	1,119,687	-	1,119,687
CERF	-	-	-	970,705	970,705
UN Peacebuilding Fund	-	-	-	416,666	416,666
Church of Jesus Christ of Latter-day Saints	-	-	-	299,000	299,000
Vodafone Foundation	-	-	-	132,984	132,984
UN Dept of Economic and Social Affairs	-	-	-	123,131	123,131
Netherlands	-	-	-	104,304	104,304
IGAD	-	-	-	60,965	60,965
Miscellaneous private donors	-	1,794	51	32,712	34,557
Indicative allocation of funds and adjustments	11,042,605	9,423,213	87,680,245	(1,600,451)	106,545,612
Total	11,042,605	17,467,327	153,550,048	46,858,315	228,918,295

Methodology: Unearmarked funding is allocated and reallocated multiple times during the year to allow UNHCR to fund prioritised activities. This funding update includes an indicative allocation of funds so as to accurately represent the resources available for the situation. The contributions earmarked for the Somalia Situation shown above are combined with an indicative allocation of the softly earmarked and unearmarked contributions listed below. This allocation respects different levels of earmarking. Adjustments relate to programme support costs and carry-over.

■ OTHER SOFTLY EARMARKED CONTRIBUTIONS ⁴ | USD

United States of America 303.6 million | Private donors Australia 11.1 million | Canada 7.1 million | United Kingdom 6.9 million | Sweden 4.4 million | Netherlands 4 million | Switzerland 2.5 million | Private donors Sweden 2.4 million | Private donors Republic of Korea 2.2 million

Denmark | Finland | France | Ireland | Japan | Malta | Norway | Private donors

■ UNEARMARKED CONTRIBUTIONS ⁵ | USD


Sweden 98.2 million | Private donors Spain 58.7 million | United Kingdom 45.3 million | Norway 42.5 million | Netherlands 39.1 million | Private donors Republic of Korea 28.5 million | Japan 26.5 million | Denmark 25.5 million | Private donors Japan 16.1 million | Switzerland 15.8 million | Private donors Italy 15.1 million | France 14 million | Germany 13.7 million | Private donors Sweden 12.2 million | Italy 11.2 million

Algeria | Argentina | Austria | Belgium | Bosnia and Herzegovina | Bulgaria | Canada | Chile | China | Costa Rica | Estonia | Finland | Iceland | India | Indonesia | Ireland | Israel | Kuwait | Liechtenstein | Lithuania | Luxembourg | Monaco | Montenegro | New Zealand | Philippines | Portugal | Qatar | Republic of Korea | Russian Federation | Saudi Arabia | Serbia | Singapore | Slovakia | Sri Lanka | Thailand | Turkey | United Arab Emirates | Uruguay | Private donors

Notes:

1. The financial requirements of the Somalia Situation include requirements in Djibouti, Ethiopia, Kenya, Somalia and Yemen.
2. The percentage funded (44%) and total funding amount (\$228,918,295) are indicative based on the methodology described above. This leaves an indicative funding gap of \$293,211,996 representing 56% of the financial requirements.
3. Contributions to the Somalia Situation are shown by the earmarking modality as defined in the Grand Bargain.
4. Due to their earmarking at a related region, sub-region, country or theme, the other softly earmarked contributions listed are those which can potentially be used for the Somalia Situation. Where a donor has contributed \$2 million or more, the total amount of the contribution is shown.
5. Contributed without restrictions on its use, unearmarked funding allows UNHCR critical flexibility in how best to reach refugees and other populations of concern who are in the greatest need and at the greatest risk. Where a donor has contribution \$10 million or more, the total amount of the contribution is shown.

For more information: <http://reporting.unhcr.org>

 Follow us on @UNHCRgov