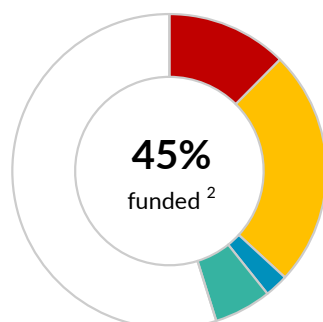
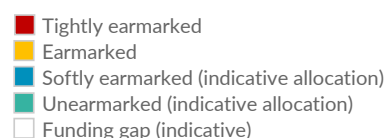


\$271.6 million

 UNHCR's financial requirements 2019 ¹

NORTH AFRICA

as of 24 September 2019


CONTRIBUTIONS ³ | USD

	■ Unearmarked	■ Softly earmarked	■ Earmarked	■ Tightly earmarked	Total
United States of America	-	3,900,000	52,825,000	-	56,725,000
European Union	-	-	-	22,515,379	22,515,379
Italy	-	-	115,529	7,880,254	7,995,783
Germany	-	21,400	7,858,479	-	7,879,879
Switzerland	-	-	944,363	447,361	1,391,724
Norway	-	-	-	1,142,204	1,142,204
Czechia	-	-	1,069,748	-	1,069,748
Canada	-	-	1,063,830	-	1,063,830
France	-	-	606,061	250,000	856,061
Luxembourg	-	-	732,218	-	732,218
Netherlands	-	561,293	-	-	561,293
Sweden	-	-	-	549,995	549,995
United Nations Trust Fund for Human Secu	-	-	380,311	-	380,311
Monaco	-	-	113,766	245,464	359,230
Japan	-	-	-	357,142	357,142
Private donors Germany	-	-	308,454	-	308,454
CERF	-	-	-	275,000	275,000
Kuwait	-	-	250,000	-	250,000
Spain	-	-	-	227,273	227,273
UN Children Fund	-	-	56,000	-	56,000
Morocco	-	-	-	12,592	12,592
Miscellaneous private donors	-	1,162	8,200	98,205	107,566
Sub-total	-	4,483,855	66,331,958	34,000,868	104,816,681
Indicative allocation of funds and adjustments	16,013,076	2,133,206	(55,382)	(224,695)	17,866,205
Total	16,013,076	6,617,062	66,276,576	33,776,172	122,682,886

Methodology: Unearmarked funding is allocated and reallocated multiple times during the year to allow UNHCR to fund prioritised activities. This funding update includes an indicative allocation of funds so as to accurately represent the resources available for the sub-region. The contributions earmarked for Western Sahara shown above are combined with an indicative allocation of the softly earmarked and unearmarked contributions listed below. This allocation respects different levels of earmarking. Adjustments relate to programme support costs and carry-over.

OTHER SOFTLY EARMARKED CONTRIBUTIONS ⁴ | USD

Private donors Australia 9.1 million

Malta | Private donors

UNEARMARKED CONTRIBUTIONS ⁵ | USD

Sweden 99.8 million | Private donors Spain 54.5 million | Norway 44.5 million | Netherlands 37.5 million | United Kingdom 31.7 million |

Private donors Republic of Korea 27.6 million | Germany 26.7 million | Denmark 24.4 million | Switzerland 15.1 million |


Private donors Japan 14.2 million | France 14 million | Private donors Italy 12.7 million | Private donors Sweden 10.4 million | Ireland 10.2 million

Algeria | Argentina | Australia | Austria | Azerbaijan | Belgium | Bulgaria | Canada | Costa Rica | Estonia | Finland | Iceland | Indonesia | Islamic Republic of Pakistan | Kuwait | Luxembourg | Malta | Monaco | Montenegro | New Zealand | Peru | Philippines | Portugal | Qatar | Republic of Korea | Russian Federation | Saudi Arabia | Serbia | Singapore | Slovakia | Sri Lanka | Thailand | United Arab Emirates | Uruguay | Private donors

Notes:

1. The financial requirements for North Africa are for the operations in Algeria, Egypt, Libya, Mauritania, Morocco, Tunisia and Western Sahara.
2. The percentage funded (45%) and total funding amount (\$122,682,886) are indicative based on the methodology described above. This leaves an indicative funding gap of \$148,896,629 representing 55% of the financial requirements.
3. Contributions to North Africa are shown by the earmarking modality as defined in the Grand Bargain.
4. Due to their earmarking at the region, or to a related situation or theme, the other softly earmarked contributions listed are those which can potentially be used in North Africa. Where a donor has contributed \$2 million or more, the total amount of the contributions is shown.
5. Contributed without restrictions on its use, unearmarked funding allows UNHCR critical flexibility in how best to reach refugees and other populations of concern who are in the greatest need and at the greatest risk. Where a donor has contribution \$10 million or more, the total amount of the contribution is shown.

For more information: <http://reporting.unhcr.org>

 Follow us on @UNHCRgov