

## Multi-year Funding

as at 9 December 2019

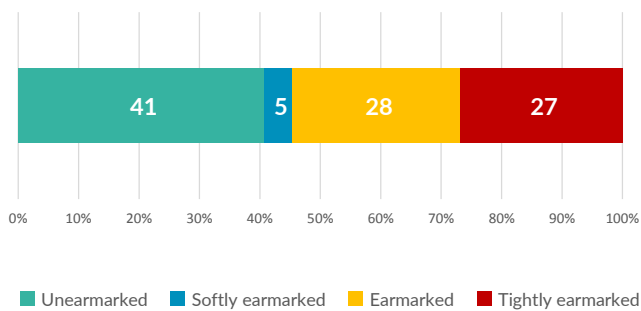
- 19 governments
- 22 private donors
- 14 UN funds
- 3 Inter-governmental bodies

**\$543.6 million**  
funds available in 2019 from  
multi-year contributions<sup>1</sup>

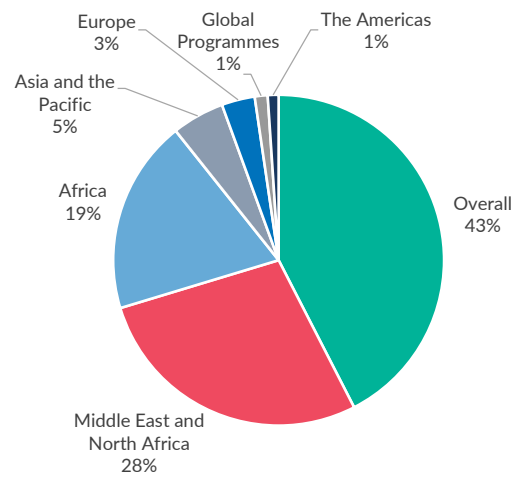
**12%**  
of estimated funds  
available for 2019<sup>2</sup>

### EARMARKING OF MULTI-YEAR FUNDS AVAILABLE IN 2019

Levels of earmarking



Regions of earmarking



### CURRENT MULTI-YEAR CONTRIBUTIONS | USD<sup>3</sup>

DONOR	2019	2020	2021	2022 onwards	TOTAL <sup>4</sup>
Netherlands	65,213,292	63,983,871	53,707,467	26,403,654	209,308,283
United Kingdom of Great Britain and Northern Ireland	73,929,091	60,706,125	18,785,653	9,404,579	162,825,448
Germany	99,683,548	47,995,812	7,395,610	684,138	155,759,107
Switzerland	29,828,695	31,200,031	32,753,327	34,800,409	128,582,462
Sweden	105,529,231	4,253,174			109,782,405
European Union	45,735,662	26,416,041	10,711,626		82,863,330
Canada	26,151,477	22,186,140	18,269,187		66,606,804
Belgium	12,220,293	10,657,793			22,878,086
Denmark	12,176,459	5,554,856			17,731,315
Republic of Korea	11,136,616	5,845,933			16,982,549
Qatar	8,000,000	8,000,000			16,000,000
Luxembourg	6,276,151	6,276,151			12,552,301
New Zealand	4,098,361	4,098,361	4,098,361		12,295,082
Italy	8,750,492	2,463,842	34,540		11,248,874
IKEA Foundation	4,172,548	3,846,566	2,326,872		10,345,986
Australia	6,206,794				6,206,794
Spain	1,953,197	565,928	423,721	476,499	3,419,345
Education Cannot Wait	1,760,063	1,183,007	120,837		3,063,908
Spotlight Initiative to eliminate violence against women and girls	1,586,396	1,185,450			2,771,846
UN-Habitat	2,209,438	397,405			2,606,843

DONOR	2019	2020	2021	2022 onwards	TOTAL <sup>4</sup>
United Nations Trust Fund for Human Security	1,038,823	933,296	378,404	26,793	2,377,315
United Nations Peacebuilding Fund	341,980	1,545,976	318,661		2,206,617
Intergovernmental Authority on Development	690,084	679,305	807,735	18,346	2,195,470
Joint United Nations Programme on HIV/AIDS	2,000,000				2,000,000
Üsine Foundation	645,875	645,875	645,875		1,937,626
Norway	1,884,759	22,344			1,907,103
International Olympic Committee	762,495	460,740	213,260		1,436,495
Austria	1,398,581				1,398,581
African Development Bank	734,090	661,690			1,395,780
Tamer Family Foundation	257,095	250,000	250,000	250,000	1,007,095
Church of Jesus Christ of Latter-day Saints	333,379	566,621			900,000
Monaco	420,974	350,431	111,483		882,888
Said Foundation	356,910	249,508	187,254	62,500	856,172
Bill & Melinda Gates Foundation	847,258				847,258
The Hands Up Foundation	463,821	249,015	124,508		837,344
World Food Programme	778,084	51,555			829,639
United Nations Foundation	430,663	319,337			750,000
Fondation BNP Paribas	224,467	224,467	224,467		673,401
United Nations Office for Project Services	516,206				516,206
Athmar Holding (AH)	367,000	70,000	70,000		507,000
Alghanim Industries	500,000				500,000
Asfari Foundation	231,910	124,508	62,254		418,672
Educate a Child Programme (EAC/EAA)	410,433				410,433
Falcon Trading Group	200,000	200,000			400,000
Morneau Shepell	198,556	198,556			397,112
Shih Wing Ching Foundation	121,644	120,000	120,000		361,644
United Nations Development Programme	131,028	100,518	89,241		320,787
International Organization for Migration	87,739	88,469	88,469		264,676
United Nations Joint SDG Fund		121,756	121,756		243,511
World Health Organization	33,294	66,587	66,587	33,294	199,762
One UN Fund	139,489				139,489
UN Women	56,818	56,818			113,636
United Nations Education, Scientific and Cultural Organization	108,070				108,070
Krueger Foundation	100,000				100,000
Fondation SNCF	28,409	28,409			56,818
Japan	51,365				51,365
Allen & Overy LLP	32,342	16,171			48,512
NCSOFT Cultural Foundation		24,482	10,700		35,182
Micys Company S.p.A.	26,539				26,539
SAP United Kingdom and Ireland	25,000				25,000
<b>TOTAL</b>	<b>543,592,983</b>	<b>315,242,918</b>	<b>152,517,853</b>	<b>72,160,212</b>	<b>1,083,513,967</b>


1 Multi-year contributions are defined as those pledged for a period of 24 months or more. Contributions for future years which do not fit this definition are excluded.

2 Total estimated funds available for 2019 is \$4.606 billion as at 9 December 2019.

3 All dollar amounts are for activities with implementation in the year shown. They can include amounts acknowledged in past years.

4 The total represents the sum of multi-year contributions for activities with implementation in 2019 onwards.

For more information see <http://reporting.unhcr.org>.

 Follow us on @UNHCRgov