

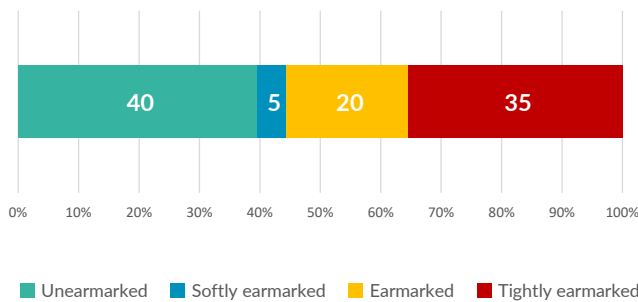
Multi-year Funding

as at 27 November 2020

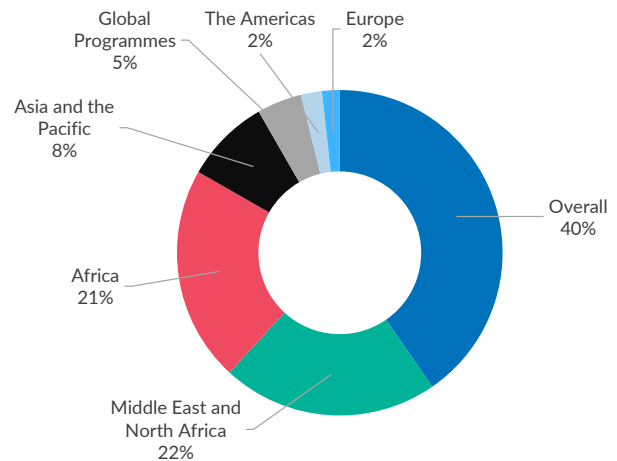


EARMARKING OF MULTI-YEAR FUNDS AVAILABLE IN 2020

Levels of earmarking



Regions of earmarking



CURRENT MULTI-YEAR CONTRIBUTIONS | USD²

DONOR	2020	2021	2022	2023 onwards	TOTAL ³
Sweden	81,995,439	73,424,899	974,193	1,948,385	158,342,917
Denmark	80,576,925	76,295,740	400,773	173,248	157,446,687
European Union	67,212,957	65,170,974	20,810,005	3,809,377	157,003,313
Netherlands	65,258,220	59,342,837	20,099,629	11,298,415	155,999,100
Switzerland	31,200,031	32,753,327	34,800,409		98,753,767
United Kingdom of Great Britain and Northern Ireland	65,209,088	18,714,262	6,713,188	2,691,391	93,327,929
Germany	60,373,174	13,123,025	4,344,139	2,460,357	80,300,696
Canada	31,617,277	27,700,325	9,431,138	9,431,138	78,179,878
Qatar	23,606,860	18,077,897	11,450,534		53,135,291
Australia	19,992,615	9,520,438	9,817,841		39,330,894
Belgium	10,657,793				10,657,793
Italy	6,921,800	3,484,808	77,525		10,484,132
Republic of Korea	7,065,785	2,196,148	184,000		9,445,933
New Zealand	4,098,361	4,098,361			8,196,721
United Nations Peacebuilding Fund	3,018,036	4,046,480			7,064,516
IKEA Foundation	3,993,484	2,408,633	20,800		6,422,917
Luxembourg	6,276,151				6,276,151
Joint United Nations Programme on HIV/AIDS	2,000,000	2,000,000			4,000,000
Spain	2,657,826	423,721	476,499		3,558,046
Education Cannot Wait	2,426,655	1,077,189			3,503,845
Remon L Vos	936,257	1,247,150	1,091,703		3,275,109
Kuwait	1,560,000	1,040,000			2,600,000
Iceland	500,000	500,000	500,000	500,000	2,000,000


DONOR	2020	2021	2022	2023 onwards	TOTAL ³
Said Foundation	514,771	452,517	327,763	265,262	1,560,313
Vodafone Foundation		298,325	238,660	984,475	1,521,461
Intergovernmental Authority on Development	679,305	807,735	18,346		1,505,386
United Nations Trust Fund for Human Security	933,296	378,404	26,793		1,338,492
Üsine Foundation	645,875	645,875			1,291,751
Spotlight Initiative to eliminate violence against women and girls	1,185,450				1,185,450
Norway	395,964	270,401	465,327		1,131,691
World Food Programme	1,050,950				1,050,950
Tamer Family Foundation	250,000	250,000	250,000		750,000
International Olympic Committee	460,740	213,260			674,000
African Development Bank Group	661,690				661,690
Latter-day Saints Charities	566,621				566,621
Ireland	263,857	263,857			527,714
Monaco	350,431	111,483			461,914
Fondation BNP Paribas	224,467	224,467			448,934
Omnia Abdullah Taha Bakhsh	100,000	100,000	100,000	100,000	400,000
UN-Habitat	397,405				397,405
The Hands Up Foundation	249,015	124,508			373,523
United Nations Foundation	322,220				322,220
M3	103,413	103,413	103,413		310,238
Sunshine for Life Charitable Trust	100,000	200,000			300,000
Intern.Humanitarian & Charity Organiz.	268,900				268,900
United Nations Joint SDG Fund	121,756	121,756			243,511
Shih Wing Ching Foundation	120,000	120,000			240,000
Brunello Cucinelli Spa	109,890	109,890			219,780
Falcon Trading Group	200,000				200,000
RUSSING Group	100,000	100,000			200,000
Morneau Shepell	198,556				198,556
United Nations Development Programme	100,518	89,241			189,759
Asfari Foundation	124,508	62,254			186,762
International Organization for Migration	88,469	88,469			176,937
World Health Organization	66,587	66,587	33,294		166,468
The Trottier Family Foundation	75,815	75,815			151,630
Athmar Holding (AH)	70,000	70,000			140,000
United Nations Albania SDG Acceleration Fund	125,000				125,000
Canaan Group of Companies	30,000	40,000	50,000		120,000
Portugal	66,963	37,450			104,413
Micys Company S.p.A.	27,144	27,144	27,144		81,433
Compagnie Privée de Conseils et d'Invest	60,060				60,060
UN Women	56,818				56,818
Bill & Melinda Gates Foundation	50,000				50,000
NCSOFT Cultural Foundation	24,482	10,700			35,182
Fondation SNCF	28,409				28,409
The L'OREAL Foundation	25,556				25,556
Allen & Overy LLP	16,171				16,171
TOTAL	590,765,805	422,109,763	122,833,116	33,662,047	1,169,370,731

1 Multi-year contributions are defined as those pledged for a period of 24 months or more. Contributions for future years which do not fit this definition are excluded.

2 All dollar amounts are for activities with implementation in the year shown. They can include amounts acknowledged in past years.

3 The total represents the sum of multi-year contributions for activities with implementation in 2020 onwards.

For more information see <http://reporting.unhcr.org>.

 Follow us on @UNHCRgov