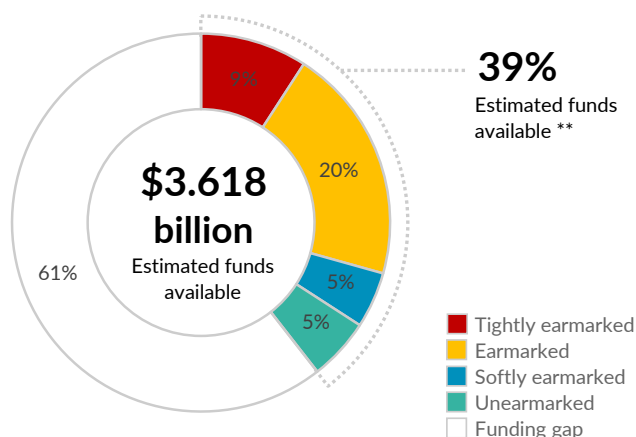


\$9.168 billion

Current budget

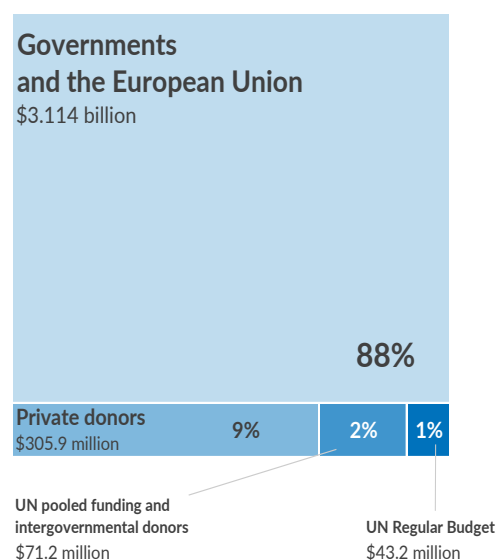

\$5.550 billion

Projected funding gap *

* A detailed breakdown is available at the end of this overview.
 ** Percentages may not add up to 100% due to rounding.

Global Overview

as at 27 July 2021


CONTRIBUTIONS ¹ | USD

	Unearmarked	Softly earmarked	Earmarked	Tightly earmarked	Total
Total	487,894,665	440,421,772	1,844,386,575	717,970,840	3,490,673,851
United States of America ^R	-	226,682,472	1,453,287,393	22,394,614	1,702,364,479
European Union	-	-	-	269,029,138	269,029,138
Germany ^R	25,985,663	118,200,126	76,546,724	33,760,148	254,492,661
Japan ^R	-	-	50,437,077	74,601,758	125,038,835
Sweden ^R	66,949,943	14,298,967	23,272,553	1,569,108	106,090,570
Norway	79,990,589	2,099,658	15,543,094	4,280,021	101,913,362
Denmark ^R	34,604,624	15,383,218	20,173,759	25,255,225	95,416,827
Netherlands ^R	36,105,033	-	22,387,712	18,659,786	77,152,532
Canada	9,431,138	11,119,936	50,955,647	4,759,479	76,266,200
France ^R	20,000,000	3,692,849	29,201,769	2,017,807	54,912,424
España con ACNUR (Spain) ^{NP}	42,634,279	348,223	581,144	3,490,568	47,054,214
Switzerland	16,376,663	511,771	16,566,066	3,951,414	37,405,914
Private donors worldwide	-	-	-	34,885,765	34,885,765
Private donors in the Republic of Korea	21,499,084	2,689,402	139,884	525,429	24,853,799
Australia ^R	7,390,983	-	14,216,081	3,246,519	24,853,583
Finland ^R	8,363,202	10,752,688	4,778,973	324,946	24,219,809
USA for UNHCR ^{NP}	6,309,457	582,900	176,333	16,017,988	23,086,677
Italy ^R	10,739,857	-	6,099,613	6,235,736	23,075,205
United Kingdom of Great Britain and Northern Ireland	-	-	2,343,213	18,881,569	21,224,783
Central Emergency Response Fund ^M	-	-	-	20,912,607	20,912,607
Ireland	12,544,803	1,194,743	5,600,047	1,423,897	20,763,490

	■ Unearmarked	■ Softly earmarked	■ Earmarked	■ Tightly earmarked	Total
Japan for UNHCR ^{NP}	17,556,921	1,622,188	38,140	1,018,509	20,235,758
Private donors in Qatar	-	-	-	20,013,773	20,013,773
Qatar	-	-	-	18,077,897	18,077,897
Republic of Korea	3,827,000	-	8,886,438	4,074,427	16,787,864
UNO-Flüchtlingshilfe (Germany) ^{NP}	-	11,596,161	4,106,758	990,958	16,693,877
Private donors in the Netherlands	4,620,595	210,498	4,039,407	4,278,323	13,148,823
Private donors in Italy	10,425,555	945,360	98,523	1,559,141	13,028,579
Sweden for UNHCR ^{NP}	10,581,951	692,744	1,229,240	90,987	12,594,921
African Development Bank Group	-	-	-	12,111,782	12,111,782
Education Cannot Wait ^M	-	-	2,178,459	9,916,496	12,094,955
Belgium	11,947,431	-	-	63,816	12,011,247
Private donors in the United Kingdom of Great Britain and Northern Ireland	1,168,979	1,643,649	1,178,100	7,935,738	11,926,466
Luxembourg	2,389,486	2,157,849	4,241,338	3,103,778	11,892,452
United Nations Peacebuilding Fund ^M	-	-	419,804	9,323,391	9,743,194
Austria	-	-	2,447,980	6,743,391	9,191,371
Private donors in Canada	4,371,917	1,318,700	476,727	2,013,999	8,181,343
Australia for UNHCR ^{NP}	-	6,474,264	1,316,509	366,142	8,156,915
Private donors in China	4,828,930	481,079	89,860	1,151,181	6,551,051
New Zealand	4,098,361	-	1,459,854	-	5,558,215
Private donors in Japan	200	71,996	3,002,842	2,343,774	5,418,812
Private donors in the United Arab Emirates	654,519	534,685	282,503	3,238,326	4,710,033
Hungary	-	-	-	4,290,164	4,290,164
Private donors in Lebanon	983,664	563,531	142,214	2,599,384	4,288,793
China	-	-	2,000,000	2,261,338	4,261,338
Joint United Nations Programme on HIV/AIDS	-	-	1,124,385	2,532,793	3,657,178
Private donors in Thailand	1,087,548	45,250	2,409,781	21,541	3,564,120
Private donors in Switzerland	775,073	873,341	658,752	1,152,300	3,459,465
Private donors in the United States of America	-	100,000	150,276	2,923,554	3,173,830
United Arab Emirates	-	-	1,820,872	1,262,004	3,082,876
Czechia	-	-	383,693	2,675,308	3,059,001
Private donors in Denmark	115,407	534,216	7,095	2,278,117	2,934,835
Private donors in France	1,003,602	409,120	249,609	747,993	2,410,324
Country-based pooled funds ^M	-	-	-	2,135,382	2,135,382
Private donors in Malaysia	2,031,920	-	34,289	-	2,066,209
International Organization for Migration	-	-	1,313,117	707,873	2,020,990
Russian Federation	550,000	300,000	1,050,000	100,000	2,000,000
Private donors in Norway	-	-	-	1,883,500	1,883,500
Private donors in Czechia	-	-	-	1,509,926	1,509,926
Spain ²	-	3,632	-	1,455,156	1,458,788
United Nations Children's Fund	-	-	3,052	1,453,583	1,456,635
Private donors in Brazil	239,695	44,619	1,064,028	-	1,348,342
Private donors in Saudi Arabia	111,062	361,002	136,930	707,942	1,316,936
Private donors in the Philippines	887,070	31,783	383,045	-	1,301,898
South Sudan MPTF for Reconciliation, Stabilization, Resilience	-	-	-	1,035,976	1,035,976

	■ Unearmarked	■ Softly earmarked	■ Earmarked	■ Tightly earmarked	Total
Private donors in Kuwait	95,616	120,928	47,669	759,894	1,024,108
Private donors in Greece	958,870	46,648	-	-	1,005,517
Saudi Arabia	1,000,000	-	-	-	1,000,000
Private donors in Singapore	289,952	294,035	178,150	159,903	922,040
Iceland	500,000	387,264	-	-	887,264
Intergovernmental Authority on Development	-	-	528,854	313,441	842,295
Burkina Faso	-	-	-	800,000	800,000
United Nations Trust Fund for Human Security	-	-	340,552	451,845	792,397
Start-up Fund for Safe, Orderly and Regular Migration	-	-	280,019	490,065	770,084
Monaco	47,790	-	179,211	512,188	739,189
UN COVID-19 Response and Recovery Fund	-	-	286,201	441,788	727,989
United Nations Educational, Scientific and Cultural Organization	-	-	-	631,554	631,554
Estonia	119,474	304,878	59,737	105,573	589,662
Private donors in Mexico	73,167	6,158	423,721	63,396	566,442
Spotlight Initiative to eliminate violence against women and girls	-	-	-	511,337	511,337
Liechtenstein ^R	110,375	220,751	110,375	-	441,501
Private donors in the United Kingdom	-	-	-	375,000	375,000
Private donors in Luxembourg	-	-	-	369,928	369,928
The World Bank	-	-	-	369,624	369,624
World Food Programme	-	-	7,254	359,600	366,854
Bailiwick of Jersey	-	-	354,108	-	354,108
Brazil	-	-	250,000	74,541	324,541
Republic of the Congo	-	-	-	323,702	323,702
Private donors in Indonesia	99,017	-	35,000	171,123	305,140
Turkey	300,000	-	-	-	300,000
United Nations Department of Political and Peacebuilding Affairs	-	-	17,345	266,853	284,199
Private donors in Iraq	-	-	-	263,417	263,417
Private donors in Egypt	49,030	32,888	23,511	152,079	257,509
Private donors in Austria	22,036	1,966	419	230,426	254,847
United Nations Conflict-Related Sexual Violence Prevention MPTF	-	-	-	251,008	251,008
South Africa	214,625	-	-	-	214,625
Private donors in Oman	50,223	38,780	15,232	95,444	199,678
Malta	47,790	90,401	61,350	-	199,541
<i>Fundación ACNUR Comité Argentino (Argentina) ^{NP}</i>	92,126	-	92,126	-	184,253
Private donors in Belgium	96,172	28,347	31,439	25,653	181,611
Morocco ^R	-	-	150,000	13,459	163,459
Romania	-	-	-	163,153	163,153
United Nations Joint SDG Fund	-	-	116,598	45,846	162,444
Private donors in Kenya	18,238	70,879	4,514	16,669	110,299
United Nations Albania SDG Acceleration Fund	-	-	-	101,601	101,601
Philippines	100,000	-	-	-	100,000
Algeria	100,000	-	-	-	100,000

	■ Unearmarked	■ Softly earmarked	■ Earmarked	■ Tightly earmarked	Total
United Nations Integrated Transition Assistance Mission in Sudan	-	-	-	92,076	92,076
United Nations Development Programme	-	-	-	89,241	89,241
Portugal	67,790	-	-	-	67,790
World Health Organization	-	-	-	66,587	66,587
Singapore	60,000	-	-	-	60,000
Angola	-	-	-	60,000	60,000
Armenia	5,000	-	5,000	49,000	59,000
Lithuania	-	58,617	-	-	58,617
Peru	54,348	-	-	-	54,348
Argentina	-	-	-	53,550	53,550
Serbia	-	-	-	51,874	51,874
Slovenia	-	46,893	-	-	46,893
Poland	-	-	-	43,500	43,500
Holy See	5,000	25,000	-	10,000	40,000
Nigeria	-	-	-	37,094	37,094
Slovakia	-	36,585	-	-	36,585
Cyprus	35,800	-	-	-	35,800
Guyana	-	-	-	31,766	31,766
Uruguay	30,000	-	-	-	30,000
Kazakhstan	-	-	-	21,226	21,226
Thailand	20,000	-	-	-	20,000
Kuwait	-	-	-	19,745	19,745
Kyrgyzstan	-	-	-	17,392	17,392
Mexico	-	-	-	15,935	15,935
Costa Rica	15,037	-	-	-	15,037
Bulgaria	15,000	-	-	-	15,000
Montenegro	11,947	-	-	-	11,947
Latvia	-	11,933	-	-	11,933
Azerbaijan	-	-	-	3,604	3,604
Other private donors ³	8,038	26,205	57,487	24,951	116,680
Total	487,894,665	440,421,772	1,844,386,575	717,970,840	3,490,673,851

Notes:

1. Voluntary contributions recorded in 2020 are listed with their earmarking modality as defined in the Grand Bargain.

2. Includes a total of \$1,260,334 in contributions from other public sources channelled through *España con ACNUR*.

3. Contributions from private donors are shown here where the total for the country is less than \$100,000.

M. Denotes a multi-donor funding mechanism.

NP. Denotes a UNHCR National Partner. These are independent, non-governmental organizations established to raise private sector funds in support of UNHCR.

R. Denotes donors of reserve pledges for which the level of earmarking is unknown. These are provisionally classified as "earmarked".


Summary table as at 27 July 2021

In millions of US dollars

Original budget		8,615.8
Supplementary budgets		552.5
Current budget	(A)	9,168.3
Voluntary contributions in 2021		3,490.7
Voluntary contributions from prior years for activities with implementation in 2021		109.1
Voluntary contributions in 2020 for activities with implementation in future years		(24.9)
United Nations regular budget		43.2
Estimated funds available	(B)	3,618.1
Projected funding gap	(C) = (B) - (A)	(5,550.2)

■ Unearmarked ■ Softly earmarked ■ Earmarked ■ Tightly earmarked Total

For more information see <http://reporting.unhcr.org>.

 Follow us on @UNHCRgov