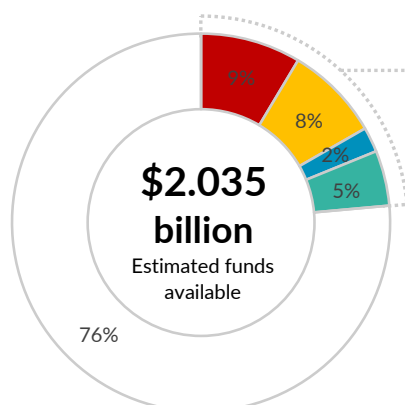
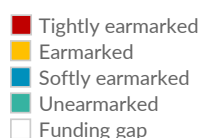


**\$8.636 billion**

Current budget


**24%**

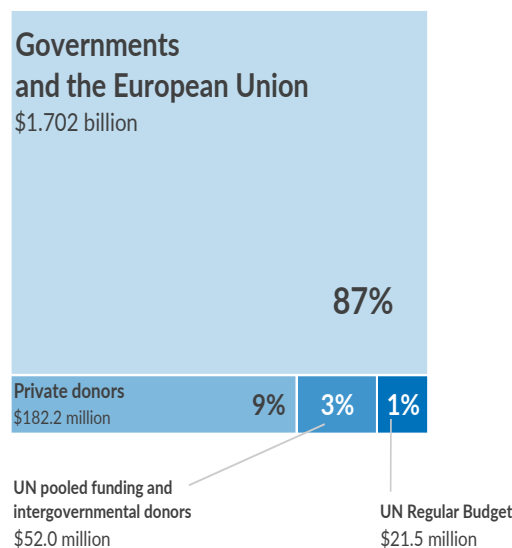
Estimated funds available \*\*

**\$2.035 billion**  
 Estimated funds available

**\$6.601 billion**

Projected funding gap \*

**Global Overview**

as at 18 June 2019



\* A detailed breakdown is available at the end of this overview.  
 \*\* Percentages may not add up to 100% due to rounding.

**CONTRIBUTIONS <sup>1</sup> | USD**

	■ Unearmarked	■ Softly earmarked	■ Earmarked	■ Tightly earmarked	Total
<b>Total</b>	<b>407,993,844</b>	<b>179,565,821</b>	<b>695,880,294</b>	<b>652,427,780</b>	<b>1,935,867,738</b>
United States of America <sup>R</sup>	-	31,700,000	423,300,000	5,000,000	460,000,000
European Union	-	-	12,634,677	372,683,511	385,318,189
Germany <sup>R</sup>	26,734,926	87,874,172	12,874,341	19,714,547	147,197,987
Sweden <sup>R</sup>	90,447,827	14,425,022	16,499,835	1,498,223	122,870,907
Japan <sup>R</sup>	-	-	44,072,213	70,666,784	114,738,997
Denmark <sup>R</sup>	24,393,962	9,132,775	15,863,770	19,751,537	69,142,045
Norway	44,491,277	4,178,945	17,342,841	1,279,441	67,292,505
United Kingdom of Great Britain and Northern Ireland <sup>R</sup>	31,694,696	-	15,918,193	13,330,287	60,943,176
Private donors in Qatar	-	-	-	43,012,940	43,012,940
Canada	9,251,101	8,054,711	24,950,608	724,084	42,980,505
Netherlands <sup>R</sup>	37,542,662	-	-	3,135,206	40,677,868
Private donors in Spain	32,961,239	627,714	43,168	1,232,975	34,865,096
Switzerland <sup>R</sup>	15,060,241	-	14,498,580	979,866	30,538,686
Australia	7,326,007	-	20,243,482	1,083,004	28,652,493
Central Emergency Response Fund <sup>M</sup>	-	-	-	24,235,611	24,235,611
Belgium <sup>R</sup>	9,876,543	-	11,376,564	781,250	22,034,357
Italy <sup>R</sup>	-	368,098	3,407,595	17,548,722	21,324,415
Finland <sup>R</sup>	-	-	20,000,000	77,015	20,077,015
Private donors in the Republic of Korea	17,256,523	2,246,105	136,292	28,391	19,667,311

	■ Unearmarked	■ Softly earmarked	■ Earmarked	■ Tightly earmarked	Total
Private donors in the United States of America	6,632,802	2,255,599	3,945,977	5,757,631	18,592,009
Republic of Korea	3,425,000	-	7,987,298	5,017,278	16,429,576
Saudi Arabia	1,000,000	-	4,850,000	6,164,001	12,014,001
Qatar	8,200,000	-	-	1,335,000	9,535,000
Private donors in Italy	7,884,343	547,477	13,005	278,167	8,722,992
Private donors in Japan	7,143,498	505,249	1,083	380,987	8,030,817
Country-based Pooled Funds <sup>M</sup>	-	-	-	6,971,135	6,971,135
Private donors in Sweden	6,410,045	352,525	4,075	-	6,766,645
Private donors in Germany	-	5,751,076	518,915	478,347	6,748,338
Private donors in the Netherlands	3,175,638	88,107	368	3,456,660	6,720,773
Luxembourg <sup>R</sup>	-	523,013	4,916,318	968,365	6,407,696
Private donors in China	4,075,455	521,256	41,124	99,955	4,737,791
New Zealand	4,098,361	341,530	-	-	4,439,891
Ireland	-	1,122,334	2,978,448	34,130	4,134,912
Private donors in Australia	-	3,946,529	57,419	-	4,003,948
Private donors in the United Kingdom of Great Britain and Northern Ireland	600,327	1,071,821	17,677	1,825,881	3,515,706
Private donors in Canada	2,020,580	982,993	206,491	200,319	3,410,382
Joint United Nations Programme on HIV/AIDS	-	-	-	2,677,400	2,677,400
Private donors in Thailand	-	457,704	1,982,796	563	2,441,064
International Organization for Migration	-	-	876,126	1,400,056	2,276,182
UN-Habitat	-	-	2,209,438	-	2,209,438
Austria	510,808	-	1,425,307	235,785	2,171,899
Russian Federation	550,000	300,000	950,000	200,000	2,000,000
Education Cannot Wait <sup>M</sup>	-	-	-	1,960,063	1,960,063
China <sup>R</sup>	-	-	800,000	1,034,195	1,834,195
Private donors in the United Arab Emirates	336,897	592,961	55,670	763,392	1,748,919
Private donors in Kuwait	46,431	38,092	13,818	1,483,694	1,582,035
African Development Bank	-	-	4,005	1,555,618	1,559,623
United Nations-African Union Hybrid Operation in Darfur	-	-	1,334,410	-	1,334,410
Spotlight Initiative to eliminate violence against women and girls	-	-	930,430	399,650	1,330,080
Spain <sup>2</sup>	-	-	1,564	1,268,940	1,270,504
Private donors in Saudi Arabia	255,128	300,910	22,996	654,890	1,233,925
United Nations Peacebuilding Fund <sup>M</sup>	-	-	275,000	929,501	1,204,501
Czechia	-	-	1,136,364	-	1,136,364
Brazil	-	-	1,069,233	-	1,069,233
Private donors in Switzerland <sup>R</sup>	414,863	115,386	181,762	327,379	1,039,390
Kuwait	750,000	-	250,000	-	1,000,000
Private donors in Lebanon	248,323	239,347	38,710	426,476	952,856
France	-	-	-	901,547	901,547
Monaco	45,506	-	336,731	507,166	889,403
World Food Programme	-	-	423,573	461,511	885,084

	■ Unearmarked	■ Softly earmarked	■ Earmarked	■ Tightly earmarked	Total
United Nations Trust Fund for Human Security	-	-	380,311	499,407	879,718
Private donors in France	413,897	160,607	33,452	108,617	716,573
Iceland	409,400	249,314	-	-	658,714
Private donors in Brazil	124,207	18,971	495,535	-	638,712
Private donors in the Philippines	454,706	21,885	149,795	-	626,387
Private donors in Egypt	22,291	18,054	7,810	529,055	577,209
Private donors in Malaysia	533,963	-	-	-	533,963
United Nations Office for Project Services	-	-	-	516,206	516,206
Private donors in Mexico	24,264	428	454,444	-	479,136
Intergovernmental Authority on Development	-	-	-	424,990	424,990
United Nations Children's Fund	-	-	56,000	292,898	348,898
Estonia	113,636	-	225,479	-	339,116
Turkey <sup>R</sup>	-	-	300,000	-	300,000
Food and Agriculture Organization	-	-	236,968	-	236,968
Private donors in Liechtenstein	-	-	200,200	-	200,200
United Arab Emirates	200,000	-	-	-	200,000
Malta	34,247	113,766	-	51,195	199,207
United Nations	-	-	-	166,000	166,000
United Nations Post-Conflict Multi-Partner Trust Fund for Colombia <sup>M</sup>	-	-	-	163,602	163,602
United Nations Development Programme	-	-	-	131,028	131,028
Private donors in Kenya	8,159	121,093	18	-	129,269
Private donors in Singapore	62,427	44,928	3,969	-	111,324
United Nations Education, Scientific and Cultural Organization	-	-	-	108,070	108,070
Colombia	-	-	106,323	-	106,323
Private donors in Greece	100,751	-	-	-	100,751
Peru	100,506	-	-	-	100,506
Argentina	100,000	-	-	-	100,000
Algeria	100,000	-	-	-	100,000
Kazakhstan	-	-	100,000	-	100,000
Azerbaijan	30,000	30,000	-	-	60,000
Singapore	60,000	-	-	-	60,000
Indonesia	60,000	-	-	-	60,000
Slovenia	-	-	57,405	-	57,405
Lithuania	-	-	34,130	-	34,130
Uruguay	30,000	-	-	-	30,000
Fund to End Violence Against Children <sup>M</sup>	-	-	-	29,182	29,182
Thailand	20,000	-	-	-	20,000
Sri Lanka	15,000	-	-	-	15,000
Costa Rica	14,475	-	-	-	14,475
Organisation of Islamic Cooperation	-	-	12,901	-	12,901
Slovakia	11,481	-	-	-	11,481

	■ Unearmarked	■ Softly earmarked	■ Earmarked	■ Tightly earmarked	Total
Montenegro	11,377	-	-	-	11,377
Philippines	10,000	-	-	-	10,000
Serbia	5,000	-	-	-	5,000
Miscellaneous private donors <sup>3</sup>	63,046	125,323	7,265	97,566	293,199
<b>Total</b>	<b>407,993,844</b>	<b>179,565,821</b>	<b>695,880,294</b>	<b>652,427,780</b>	<b>1,935,867,738</b>

Notes:

1. Voluntary contributions recorded in 2019 are listed with their earmarking modality as defined in the "grand bargain".

2. Includes a total of \$1,185,374 in contributions from other public sources channelled through *España con ACNUR*.

3. Contributions from private donors are shown here where the total for the country is less than \$100,000.

M. Denotes a multi-donor funding mechanism.

R. Denotes donors of reserve pledges for which the level of earmarking is unknown. These are provisionally classified as "earmarked".

**Summary table as at 18 June 2019**

In millions of US dollars

Original budget		8,591.1
Supplementary budgets		44.8
<b>Current budget</b>	<b>(A)</b>	<b>8,635.9</b>
Voluntary contributions in 2019		1,935.9
Voluntary contributions in 2018 for activities with implementation in 2019		80.4
Voluntary contributions in 2019 for activities with implementation in future years		(2.4)
United Nations regular budget		21.5
<b>Estimated funds available</b>	<b>(B)</b>	<b>2,035.3</b>
<b>Projected funding gap</b>	<b>(C) = (B) - (A)</b>	<b>(6,600.6)</b>

For more information see <http://reporting.unhcr.org>.

 Follow us on @UNHCRgov