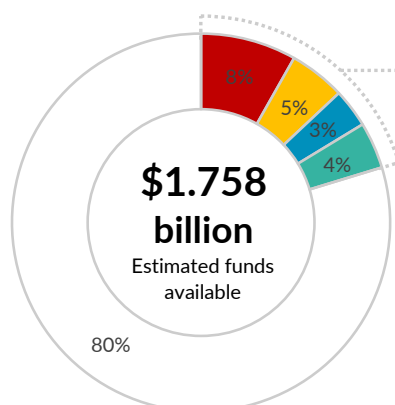
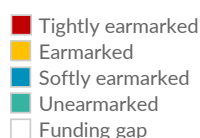


\$8.668 billion

Current budget


20%

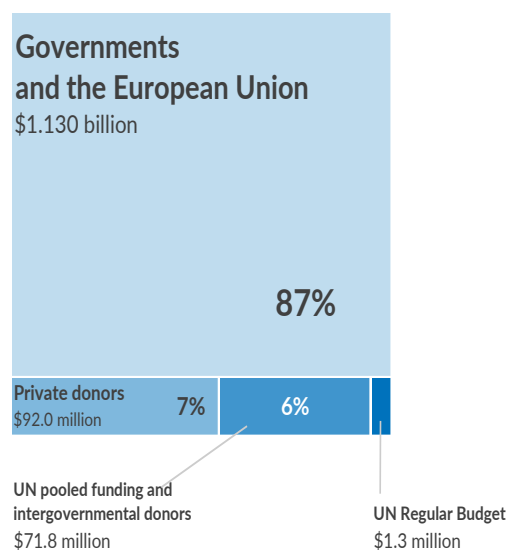
Estimated funds available **


\$6.910 billion

Projected funding gap *

Global Overview

as at 19 March 2020



* A detailed breakdown is available at the end of this overview.
 ** Percentages may not add up to 100% due to rounding.

CONTRIBUTIONS ¹ | USD

| | ■ Unearmarked | ■ Softly earmarked | ■ Earmarked | ■ Tightly earmarked | Total |
|---|--------------------|--------------------|--------------------|---------------------|----------------------|
| Total | 344,877,930 | 286,219,067 | 363,482,279 | 298,827,591 | 1,293,406,866 |
| United States of America ^R | - | 153,300,000 | 176,700,000 | - | 330,000,000 |
| Germany | 25,852,585 | 78,689,664 | 4,984,734 | 17,795,806 | 127,322,790 |
| Sweden ^R | 76,425,816 | 13,304,507 | 13,804,357 | 819,099 | 104,353,778 |
| Denmark ^R | 34,604,624 | 7,362,686 | 25,033,132 | 16,038,426 | 83,038,868 |
| Netherlands ^R | 36,105,033 | - | 12,858,303 | 23,762,144 | 72,725,480 |
| European Union | - | - | - | 69,348,443 | 69,348,443 |
| United Kingdom of Great Britain and Northern Ireland ^R | 31,694,696 | - | 15,024,355 | 22,292,834 | 69,011,885 |
| Japan | - | 23,896,000 | 25,424,117 | 7,382,882 | 56,702,999 |
| Norway | 41,416,894 | - | - | 5,441,756 | 46,858,650 |
| Central Emergency Response Fund ^M | - | - | - | 45,362,783 | 45,362,783 |
| Private donors in Qatar | - | - | - | 38,000,390 | 38,000,390 |
| Switzerland ^R | 16,376,663 | - | 15,118,898 | 460,847 | 31,956,408 |
| Canada | - | 2,265,861 | 27,894,146 | 570,736 | 30,730,742 |
| Finland ^R | 7,700,770 | - | 14,301,430 | 225,895 | 22,228,095 |
| Ireland | 9,900,990 | 1,100,110 | 5,174,198 | 1,154,981 | 17,330,279 |
| España con ACNUR (Spain) ^{NP} | 13,213,573 | 153,449 | - | 280,044 | 13,647,066 |
| Republic of Korea | 3,135,000 | - | 3,183,679 | 6,835,447 | 13,154,126 |
| Belgium | 9,876,543 | - | - | - | 9,876,543 |
| Luxembourg ^R | 2,200,220 | 523,013 | 4,916,318 | 1,017,616 | 8,657,167 |
| Private donors in the Republic of Korea | 7,125,845 | 873,639 | 44,533 | 48,583 | 8,092,600 |
| Country-based pooled funds ^M | - | - | - | 8,034,708 | 8,034,708 |
| Qatar | 8,000,000 | - | - | - | 8,000,000 |

| | ■ Unearmarked | ■ Softly earmarked | ■ Earmarked | ■ Tightly earmarked | Total |
|--|---------------|--------------------|-------------|---------------------|-----------|
| Italy ^R | - | - | 1,628,994 | 5,481,071 | 7,110,065 |
| Australia | - | - | 5,084,746 | 677,966 | 5,762,712 |
| Private donors in the Netherlands | 324,003 | 32,733 | 88 | 4,128,749 | 4,485,572 |
| United Nations Peacebuilding Fund ^M | - | - | 2,599,940 | 1,671,338 | 4,271,278 |
| Education Cannot Wait ^M | - | - | - | 4,232,868 | 4,232,868 |
| New Zealand | 4,098,361 | - | - | - | 4,098,361 |
| Private donors in Italy | 3,147,701 | 75,516 | 11,822 | 22,783 | 3,257,822 |
| Joint United Nations Programme on HIV/AIDS | - | - | 779,840 | 2,172,860 | 2,952,700 |
| Japan for UNHCR ^{NP} | 2,115,280 | 426,721 | - | - | 2,542,001 |
| Private donors in China | 1,636,364 | 123,120 | 141,163 | 120,000 | 2,020,647 |
| Russian Federation ^R | 550,000 | - | 1,450,000 | - | 2,000,000 |
| Private donors in the United Arab Emirates | 160,358 | 299,261 | 9,534 | 1,400,218 | 1,869,372 |
| Private donors in the United Kingdom of Great Britain and Northern Ireland | 622,660 | 574,535 | 1,713 | 639,518 | 1,838,427 |
| Private donors in Canada | 1,112,319 | 349,584 | 81,551 | 219,988 | 1,763,441 |
| UNO-Flüchtlingshilfe (Germany) ^{NP} | - | 1,107,701 | 636,161 | - | 1,743,862 |
| USA for UNHCR ^{NP} | - | - | - | 1,660,243 | 1,660,243 |
| Private donors in Thailand | 631,512 | 113,313 | 904,942 | - | 1,649,768 |
| Sweden for UNHCR ^{NP} | 1,333,766 | 13,200 | 125,245 | - | 1,472,211 |
| Private donors in Switzerland | 130,074 | 568,327 | 92,669 | 680,691 | 1,471,761 |
| Private donors in France | 308,716 | 53,065 | 806,320 | 290,481 | 1,458,582 |
| France | - | - | - | 1,436,571 | 1,436,571 |
| Czechia | - | - | 1,032,953 | 335,498 | 1,368,451 |
| Private donors in the United States of America | 500 | - | 20,000 | 1,297,722 | 1,318,222 |
| China ^R | - | - | 800,000 | 508,360 | 1,308,360 |
| Spotlight Initiative to eliminate violence against women and girls | - | - | - | 1,185,450 | 1,185,450 |
| Kuwait | 1,000,000 | - | - | - | 1,000,000 |
| Saudi Arabia | 1,000,000 | - | - | - | 1,000,000 |
| United Nations Trust Fund for Human Security | - | - | 671,509 | 261,786 | 933,296 |
| United Nations Children's Fund | - | - | - | 831,527 | 831,527 |
| Monaco | 44,004 | - | 253,025 | 493,446 | 790,475 |
| United Nations-African Union Hybrid Operation in Darfur | - | - | - | 772,632 | 772,632 |
| Iceland | 703,865 | - | - | - | 703,865 |
| Intergovernmental Authority on Development | - | - | 390,147 | 289,158 | 679,305 |
| Private donors in Lebanon | 110,123 | 100,114 | 9,962 | 450,053 | 670,252 |
| African Development Bank | - | - | - | 661,690 | 661,690 |
| European Economic Area | - | - | - | 608,767 | 608,767 |
| Private donors in Saudi Arabia | 164,019 | 189,208 | 76,595 | 108,134 | 537,956 |
| Private donors in Malaysia | 461,276 | - | - | - | 461,276 |
| UN-Habitat | - | - | 397,405 | - | 397,405 |
| Private donors in Brazil | 68,949 | 3,546 | 275,536 | - | 348,031 |
| Private donors in the Philippines | 230,509 | 2,831 | 101,987 | - | 335,327 |
| Morocco | - | 300,000 | - | - | 300,000 |
| Turkey | 300,000 | - | - | - | 300,000 |
| Private donors in Kuwait | 22,794 | 20,325 | 99,646 | 155,241 | 298,006 |
| World Food Programme | - | - | 17,482 | 231,573 | 249,055 |
| Private donors in Mexico | 14,052 | 188 | 152,672 | 62,630 | 229,543 |

| | ■ Unearmarked | ■ Softly earmarked | ■ Earmarked | ■ Tightly earmarked | Total |
|--|--------------------|--------------------|--------------------|---------------------|----------------------|
| International Organization for Migration | - | - | 88,469 | 139,565 | 228,033 |
| Private donors in Japan | 172 | - | 199,956 | - | 200,128 |
| United Arab Emirates | 200,000 | - | - | - | 200,000 |
| Private donors in Greece | 163,693 | 9,964 | - | - | 173,657 |
| Malta | 33,003 | 84,842 | 55,006 | - | 172,850 |
| Private donors in Singapore | 40,434 | 5,047 | 6,235 | 100,000 | 151,716 |
| Spain ² | - | - | - | 142,207 | 142,207 |
| United Nations Albania SDG Acceleration Fund | - | - | - | 125,000 | 125,000 |
| United Nations Joint SDG Fund | - | - | - | 121,756 | 121,756 |
| Slovakia | 11,025 | 110,011 | - | - | 121,036 |
| Private donors in Egypt | 9,800 | 80,295 | 1,758 | 23,298 | 115,151 |
| Estonia | 111,111 | - | - | - | 111,111 |
| United Nations Development Programme | - | - | - | 100,518 | 100,518 |
| World Health Organization | - | - | - | 66,587 | 66,587 |
| Singapore | 60,000 | - | - | - | 60,000 |
| Indonesia | 60,000 | - | - | - | 60,000 |
| Slovenia | - | 55,804 | - | - | 55,804 |
| Lithuania | 55,006 | - | - | - | 55,006 |
| Uruguay | 30,000 | - | - | - | 30,000 |
| Peru | 29,357 | - | - | - | 29,357 |
| Austria | - | - | - | 23,110 | 23,110 |
| Thailand | 20,000 | - | - | - | 20,000 |
| Portugal | 20,000 | - | - | - | 20,000 |
| Costa Rica | 16,282 | - | - | - | 16,282 |
| Sri Lanka | 15,000 | - | - | - | 15,000 |
| Montenegro | 11,001 | - | - | - | 11,001 |
| Serbia | 5,000 | - | - | - | 5,000 |
| Miscellaneous private donors ² | 66,588 | 50,888 | 15,007 | 23,117 | 155,601 |
| Total | 344,877,930 | 286,219,067 | 363,482,279 | 298,827,591 | 1,293,406,866 |

Notes:

1. Voluntary contributions recorded in 2020 are listed with their earmarking modality as defined in the Grand Bargain.

2. Contributions from private donors are shown here where the total for the country is less than \$100,000.

M. Denotes a multi-donor funding mechanism.

NP. Denotes a UNHCR National Partner. These are independent, non-governmental organizations established to raise private sector funds in support of UNHCR.

R. Denotes donors of reserve pledges for which the level of earmarking is unknown. These are provisionally classified as "earmarked".

Summary table as at 19 March 2020

In millions of US dollars

| | | |
|---|------------------------|------------------|
| Original budget | | 8,667.7 |
| Current budget | (A) | 8,667.7 |
| Estimated carry-over from prior year | | 365.3 |
| Voluntary contributions in 2020 | | 1,293.4 |
| Voluntary contributions from prior years for activities with implementation in 2020 | | 104.3 |
| United Nations regular budget | | 1.3 |
| Estimated funds available | (B) | 1,758.2 |
| Projected funding gap | (C) = (B) - (A) | (6,909.5) |

For more information see <http://reporting.unhcr.org>.

 Follow us on @UNHCRgov