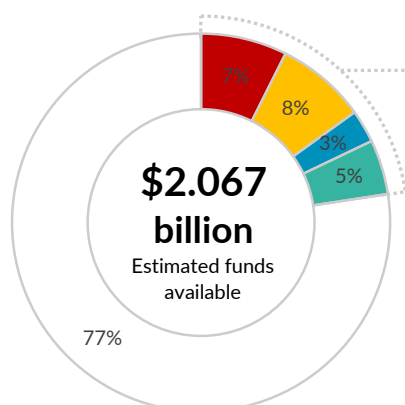
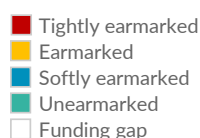


**\$9.152 billion**

Current budget


**23%**

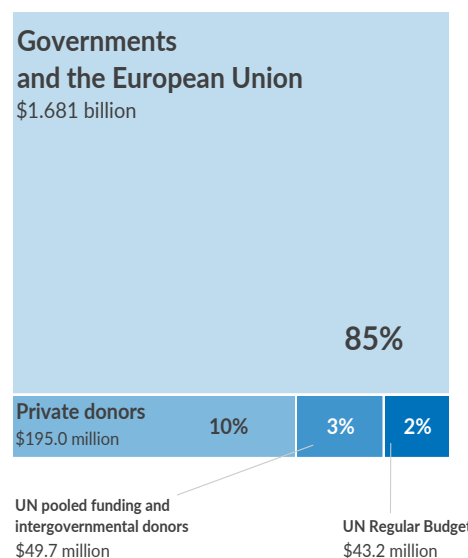
Estimated funds available \*\*


**\$7.085 billion**

Projected funding gap \*

**Global Overview**

as at 11 May 2021



\* A detailed breakdown is available at the end of this overview.  
 \*\* Percentages may not add up to 100% due to rounding.

**CONTRIBUTIONS<sup>1</sup> | USD**

	■ Unearmarked	■ Softly earmarked	■ Earmarked	■ Tightly earmarked	Total
<b>Total</b>	<b>428,152,552</b>	<b>257,717,738</b>	<b>688,624,967</b>	<b>550,986,291</b>	<b>1,925,481,547</b>
United States of America <sup>R</sup>	-	101,689,302	341,630,000	5,695,177	449,014,479
European Union	-	-	-	213,717,789	213,717,789
Germany <sup>R</sup>	25,985,663	79,307,471	66,242,418	32,127,470	203,663,022
Japan <sup>R</sup>	-	-	50,437,077	74,601,758	125,038,835
Sweden <sup>R</sup>	66,949,943	14,298,967	23,272,553	405,939	104,927,401
Norway	79,990,589	1,167,815	14,889,641	3,979,209	100,027,255
Denmark <sup>R</sup>	34,604,624	7,362,686	20,189,618	23,605,833	85,762,760
Netherlands <sup>R</sup>	36,105,033	-	22,034,132	17,382,447	75,521,613
Canada	9,431,138	14,058,777	39,014,136	224,074	62,728,125
France <sup>R</sup>	20,000,000	3,692,849	29,457,741	1,761,834	54,912,424
Switzerland	16,376,663	511,771	16,009,893	318,221	33,216,548
España con ACNUR (Spain) <sup>NP</sup>	28,286,935	294,027	453,808	2,408,523	31,443,293
Private donors worldwide	-	-	-	25,885,887	25,885,887
Finland <sup>R</sup>	8,363,202	10,752,688	4,778,973	324,946	24,219,809
Ireland	12,544,803	1,194,743	5,600,047	1,234,897	20,574,490
United Kingdom of Great Britain and Northern Ireland	-	-	1,297,188	18,711,069	20,008,258
Australia <sup>R</sup>	7,390,983	-	11,505,004	922,739	19,818,726
Private donors in Qatar	-	-	-	19,743,503	19,743,503
Qatar	-	-	-	18,077,897	18,077,897
Private donors in the Republic of Korea	14,255,861	1,789,539	94,798	523,425	16,663,623
Republic of Korea	3,827,000	-	7,586,438	3,674,427	15,087,864

	■ Unearmarked	■ Softly earmarked	■ Earmarked	■ Tightly earmarked	Total
Belgium	11,947,431	-	-	63,816	12,011,247
African Development Bank Group	-	-	-	11,961,782	11,961,782
Private donors in the Netherlands	3,934,314	194,202	4,037,835	3,773,565	11,939,917
UNO-Flüchtlingshilfe (Germany) <sup>NP</sup>	-	7,559,001	3,163,030	58,754	10,780,785
Luxembourg <sup>R</sup>	2,389,486	903,369	5,615,293	1,213,312	10,121,460
Japan for UNHCR <sup>NP</sup>	8,181,606	822,418	2,826	1,018,509	10,025,359
United Nations Peacebuilding Fund <sup>M</sup>	-	-	419,804	9,321,098	9,740,902
Austria	-	-	3,674,974	5,416,480	9,091,454
Education Cannot Wait <sup>M</sup>	-	-	117,426	8,035,615	8,153,041
Sweden for UNHCR <sup>NP</sup>	6,924,381	499,772	311,902	28,487	7,764,542
Private donors in Italy	7,036,985	498,863	81,555	139,294	7,756,697
USA for UNHCR <sup>NP</sup>	3,262,043	553,648	175,280	3,141,174	7,132,145
Private donors in the United Kingdom of Great Britain and Northern Ireland	998,649	1,257,605	906,174	3,863,002	7,025,430
Italy <sup>R</sup>	-	-	1,326,343	5,025,082	6,351,425
Private donors in Canada	3,078,177	446,680	323,372	1,871,067	5,719,296
Central Emergency Response Fund <sup>M</sup>	-	-	-	5,373,396	5,373,396
Private donors in China	3,239,250	284,697	49,694	789,900	4,363,541
Australia for UNHCR <sup>NP</sup>	-	3,919,370	71,407	140,218	4,130,995
New Zealand	4,098,361	-	-	-	4,098,361
Joint United Nations Programme on HIV/AIDS	-	-	1,443,655	2,258,523	3,702,178
China	-	-	2,000,000	1,372,449	3,372,449
Private donors in Thailand	933,871	37,207	1,638,247	1,934	2,611,260
Private donors in Denmark	82,884	519,141	6,102	1,922,502	2,530,628
International Organization for Migration	-	-	1,313,117	897,104	2,210,221
Private donors in Japan	200	71,996	1,610,665	497,935	2,180,797
Private donors in the United Arab Emirates	174,139	402,883	158,481	1,369,424	2,104,927
Private donors in Switzerland	515,265	829,301	81,453	615,880	2,041,899
Russian Federation	550,000	300,000	1,050,000	100,000	2,000,000
Private donors in France	639,845	364,130	220,134	747,902	1,972,011
Private donors in Lebanon	468,130	475,157	42,852	537,506	1,523,644
Private donors in Czechia	-	-	-	1,509,926	1,509,926
Czechia	-	-	-	1,483,650	1,483,650
United Nations Children's Fund	-	-	-	1,406,635	1,406,635
Private donors in Malaysia	1,328,338	-	34,289	-	1,362,627
Private donors in the United States of America	-	100,000	150,276	1,038,386	1,288,662
South Sudan MPTF for Reconciliation, Stabilization, Resilience	-	-	-	1,035,976	1,035,976
Saudi Arabia	1,000,000	-	-	-	1,000,000
Private donors in Brazil	152,055	30,286	709,431	-	891,772
Iceland	500,000	387,264	-	-	887,264
Intergovernmental Authority on Development	-	-	528,854	313,441	842,295
Private donors in the Philippines	547,561	19,856	244,535	-	811,951
Burkina Faso	-	-	-	800,000	800,000
Country-based pooled funds <sup>M</sup>	-	-	-	800,000	800,000
United Nations Trust Fund for Human Security	-	-	340,552	451,845	792,397

	■ Unearmarked	■ Softly earmarked	■ Earmarked	■ Tightly earmarked	Total
Start-up Fund for Safe, Orderly and Regular Migration	-	-	280,019	490,065	770,084
Monaco	47,790	-	179,211	512,188	739,189
UN COVID-19 Response and Recovery Fund	-	-	286,201	441,788	727,989
United Nations Educational, Scientific and Cultural Organization	-	-	-	631,554	631,554
Private donors in Greece	595,352	22,316	-	-	617,668
Private donors in Singapore	104,429	249,117	112,312	100,192	566,050
Private donors in Saudi Arabia	37,175	337,823	84,355	104,750	564,103
Private donors in Kuwait	21,766	102,995	16,185	406,797	547,742
Spotlight Initiative to eliminate violence against women and girls	-	-	-	511,337	511,337
Liechtenstein <sup>R</sup>	110,375	110,375	220,751	-	441,501
Private donors in Mexico	51,064	5,208	271,484	63,278	391,034
The World Bank	-	-	-	369,624	369,624
Republic of the Congo	-	-	-	323,702	323,702
Turkey	300,000	-	-	-	300,000
United Nations Department of Political and Peacebuilding Affairs	-	-	17,345	266,853	284,199
Private donors in Iraq	-	-	-	263,417	263,417
Brazil	-	-	250,000	-	250,000
Private donors in Austria	7,793	1,966	382	230,426	240,567
Estonia	119,474	-	59,737	-	179,211
United Nations Joint SDG Fund	-	-	116,598	45,846	162,444
Morocco <sup>R</sup>	-	-	150,000	-	150,000
Private donors in Indonesia	40,271	-	35,000	71,023	146,294
Malta	47,790	29,869	61,350	-	139,008
Private donors in Belgium	69,427	23,333	26,781	-	119,541
United Nations Albania SDG Acceleration Fund	-	-	-	101,601	101,601
Spain <sup>2</sup>	-	-	-	101,553	101,553
Algeria	100,000	-	-	-	100,000
Philippines	100,000	-	-	-	100,000
United Nations Development Programme	-	-	-	89,241	89,241
World Health Organization	-	-	-	66,587	66,587
Singapore	60,000	-	-	-	60,000
Lithuania	-	58,617	-	-	58,617
Portugal	47,790	-	-	-	47,790
Slovenia	-	46,893	-	-	46,893
Uruguay	30,000	-	-	-	30,000
Holy See	5,000	10,000	-	5,000	20,000
Thailand	20,000	-	-	-	20,000
Costa Rica	15,037	-	-	-	15,037
Bulgaria	15,000	-	-	-	15,000
Montenegro	11,947	-	-	-	11,947
Armenia	5,000	-	5,000	-	10,000
World Food Programme	-	-	7,254	-	7,254
Other private donors <sup>3</sup>	94,662	121,747	101,977	66,835	385,221

	■ Unearmarked	■ Softly earmarked	■ Earmarked	■ Tightly earmarked	Total
<b>Total</b>	<b>428,152,552</b>	<b>257,717,738</b>	<b>688,624,967</b>	<b>550,986,291</b>	<b>1,925,481,547</b>

Notes:

1. Voluntary contributions recorded in 2020 are listed with their earmarking modality as defined in the Grand Bargain.

2. Includes a total of \$101,553 in contributions from other public sources channelled through *España con ACNUR*.

3. Contributions from private donors are shown here where the total for the country is less than \$100,000.

M. Denotes a multi-donor funding mechanism.

NP. Denotes a UNHCR National Partner. These are independent, non-governmental organizations established to raise private sector funds in support of UNHCR.


R. Denotes donors of reserve pledges for which the level of earmarking is unknown. These are provisionally classified as "earmarked".

**Summary table as at 11 May 2021**

In millions of US dollars

Original budget		8,615.8
Supplementary budgets		536.5
<b>Current budget</b>	<b>(A)</b>	<b>9,152.3</b>
Voluntary contributions in 2021		1,925.5
Voluntary contributions from prior years for activities with implementation in 2021		109.1
Voluntary contributions in 2020 for activities with implementation in future years		(10.8)
United Nations regular budget		43.2
<b>Estimated funds available</b>	<b>(B)</b>	<b>2,067.0</b>
<b>Projected funding gap</b>	<b>(C) = (B) - (A)</b>	<b>(7,085.3)</b>

For more information see <http://reporting.unhcr.org>.

 Follow us on @UNHCRgov