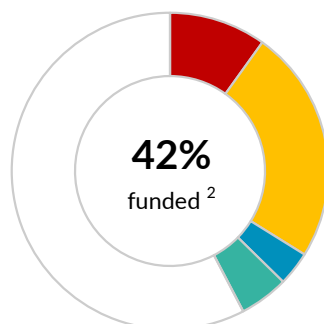
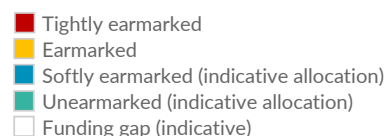


\$346.5 million

 UNHCR's financial requirements 2019 ¹

42%
 funded ²

ETHIOPIA

as of 26 November 2019

CONTRIBUTIONS ³ | USD

	■ Unearmarked	■ Softly earmarked	■ Earmarked	■ Tightly earmarked	Total
United States of America	-	4,250,000	69,600,000	214,000	74,064,000
United Kingdom	-	-	6,893,974	-	6,893,974
Denmark	-	-	-	4,850,446	4,850,446
Italy	-	-	-	3,367,003	3,367,003
IKEA Foundation	-	-	-	3,054,006	3,054,006
Belgium	-	-	-	2,275,313	2,275,313
European Union	-	-	-	2,125,880	2,125,880
Japan	-	-	-	2,000,000	2,000,000
Germany	-	-	-	1,444,444	1,444,444
Ireland	-	-	1,136,364	-	1,136,364
Sweden	-	-	1,099,989	-	1,099,989
Canada	-	-	949,848	-	949,848
"la Caixa" Banking Foundation	-	-	-	884,475	884,475
Country-Based Pooled Funds	-	-	-	635,505	635,505
Republic of Korea	-	-	-	600,000	600,000
CERF	-	-	-	500,000	500,000
Church of Jesus Christ of Latter-day Saints	-	-	-	333,379	333,379
Miscellaneous donors in Canada	-	-	232,884	79,512	312,396
Netherlands	-	-	310,300	-	310,300
Norway	-	-	-	255,813	255,813
Luxembourg	-	-	209,205	-	209,205
Private donors Spain	-	-	-	166,852	166,852
Spain	-	-	-	142,207	142,207
France	-	-	113,636	-	113,636
UPS Corporate	-	-	-	107,000	107,000
Laboratorios Vinas	-	-	-	106,785	106,785
UN Programme On HIV/AIDS	-	-	-	72,000	72,000
Miscellaneous private donors	-	-	261	-	261
Sub-total	-	4,250,000	80,546,462	23,214,620	108,011,082
Indicative allocation of funds and adjustments	17,350,014	7,857,457	2,395,739	11,120,453	38,723,664
Total	17,350,014	12,107,457	82,942,201	34,335,074	146,734,746

Methodology: Unearmarked funding is allocated and reallocated multiple times during the year to allow UNHCR to fund prioritised activities. This funding update includes an indicative allocation of funds so as to accurately represent the resources available for the country. The contributions earmarked for Ethiopia shown above are combined with an indicative allocation of the softly earmarked and unearmarked contributions listed below. This allocation respects different levels of earmarking. Adjustments relate to programme support costs and carry-over.

■ OTHER SOFTLY EARMARKED CONTRIBUTIONS ⁴ | USD

United States of America 27.8 million | Germany 26.3 million | Private donors Australia 12.5 million | Canada 6.8 million | Private donors Germany 4.1 million | Sweden 3.1 million | Private donors Republic of Korea 2.4 million

Denmark | Liechtenstein | Norway | Poland | Private donors

■ UNEARMARKED CONTRIBUTIONS ⁵ | USD


Sweden 99.8 million | **Private donors Spain** 67.8 million | **United Kingdom** 44.6 million | **Norway** 44.5 million | **Netherlands** 37.5 million | **Private donors Republic of Korea** 34.4 million | **Germany** 26.7 million | **Denmark** 24.4 million | **Private donors Japan** 20.4 million | **Private donors Italy** 15.8 million | **Switzerland** 15.1 million | **France** 14 million | **Private donors Sweden** 12.3 million | **Private donors USA** 11.7 million | **Ireland** 10.2 million

Algeria | Argentina | Australia | Austria | Azerbaijan | Belgium | Bulgaria | Canada | Costa Rica | Estonia | Finland | Iceland | Indonesia | Islamic Republic of Pakistan | Kuwait | Liechtenstein | Luxembourg | Malta | Monaco | Montenegro | New Zealand | Peru | Philippines | Portugal | Qatar | Republic of Korea | Russian Federation | Saudi Arabia | Serbia | Singapore | Slovakia | Sri Lanka | Thailand | Turkey | United Arab Emirates | Uruguay | Private donors

Notes:

1. The financial requirements for Ethiopia include requirements for the operation's regular programme, Central Mediterranean Route Situation, Somalia Situation, South Sudan Situation and the Yemen Situation.
2. The percentage funded (42%) and total funding amount (\$146,734,746) are indicative based on the methodology described above. This leaves an indicative funding gap of \$199,775,113 representing 58% of the financial requirements.
3. Contributions to Ethiopia are shown by the earmarking modality as defined in the Grand Bargain.
4. Due to their earmarking at the region or sub-region, or to a related situation or theme, the other softly earmarked contributions listed are those which can potentially be used for Ethiopia. Where a donor has contributed \$2 million or more, the total amount of the contributions is shown.
5. Contributed without restrictions on its use, unearmarked funding allows UNHCR critical flexibility in how best to reach refugees and other populations of concern who are in the greatest need and at the greatest risk. Where a donor has contribution \$10 million or more, the total amount of the contribution is shown.

For more information: <http://reporting.unhcr.org>

 Follow us on @UNHCRgov